

kg Steel hollow section extruded

Steel is a ferrous metal and is an alloy of iron and carbon, as well as potential other elements. It has a very high tensile strength. Steel has been used in the construction industry for over a century.

The core material for making steel is iron, which is found in iron ore. Iron is extracted from iron ore in blast furnaces through the smelting process, while controlling for the content of carbon. The molten steel is usually further processed before being extruded into hollow sections.

Hollow sections of steel are commonly used in the construction industry, mainly for structural purposes.

Category Metals

Type Steel

Functional unit kg

Specific heat 490 J/(kg·K)

Density 7 850 kg/m³

Common uses
Structural profiles

Process name
Steel, extruded (custom)

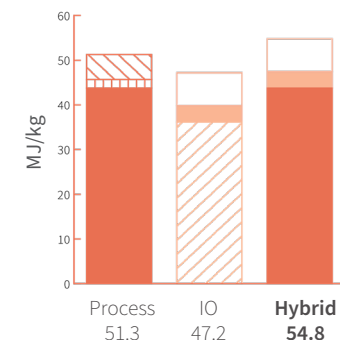
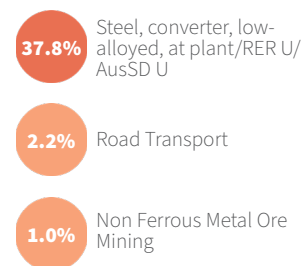
Input-output sector
Iron and Steel Manufacturing

Further information
doi.org/10.26188/5da558259be14

Material variations

	Unit	Energy (MJ/unit)	Water (L/unit)	GHG emissions (kgCO ₂ e/unit)
Steel hollow section extruded	kg	54.8	45.2	4.6
Square tube - 20 mm, 1.6 mm thick	m	55	45.4	4.6
Square tube - 50 mm, 2 mm thick	m	172	142	14.5
Square tube - 100 mm, 4 mm thick	m	688	568	57.8

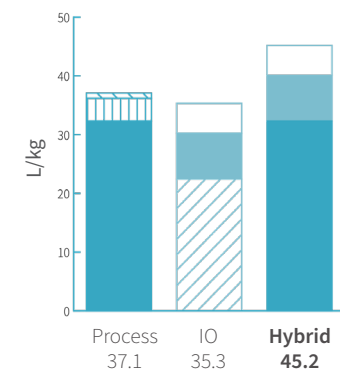
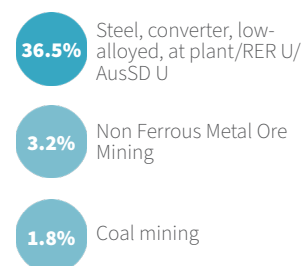
TOP THREE INPUTS



ENERGY

54.8 MJ/kg

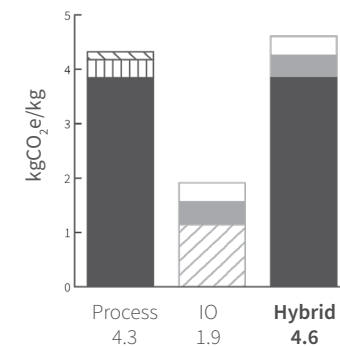
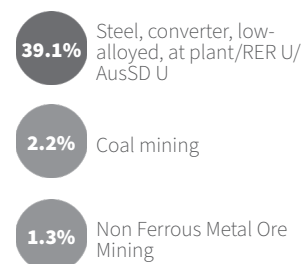
TOP THREE INPUTS



WATER

45.2 L/kg

TOP THREE INPUTS



GREENHOUSE GAS EMISSIONS

4.6 kgCO₂e/kg