



CRE-DH

Centre of Research
Excellence in
Disability and Health

Intimate partner violence against people with disability in Australia

In Australia people with disability are more likely to experience violence by a partner than people without disability.

This fact sheet is part of a series on violence against people with disability in Australia and is based on current data for men and women aged 18-64 years. Intimate partner violence (sometimes called domestic violence) is generally described as abuse that happens in the context of a current or former intimate partner relationship (married, living with or dating). Data are sourced from the Australian Bureau of Statistics 2016 Personal Safety Survey where people have reported on their experience of violence in the last 12 months and since the age of 15. We recognise that not all people with disability are represented in this survey and that experiences of violence are under-reported.

INTIMATE PARTNER VIOLENCE

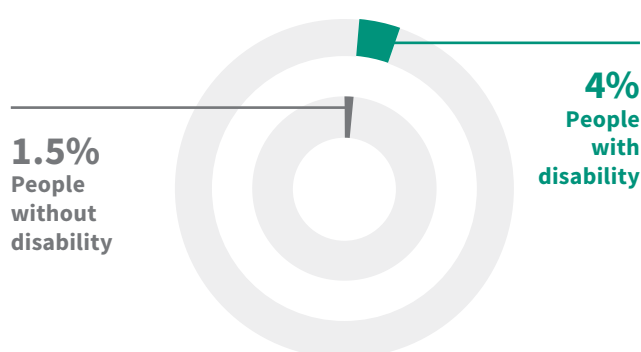
LIFETIME EXPERIENCE

People who report an incident of intimate partner violence since the age of 15



RECENT EXPERIENCE

People with disability are 2.5 times as likely to report intimate partner violence in the last 12 months



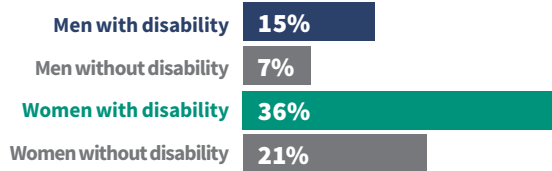
DEFINITIONS

Intimate partner violence comprises sexual assault, sexual threat, physical assault, and physical threat by a current or previous partner with whom the respondent lived, or current or former boyfriend, girlfriend, or date with whom the respondent did not live.

Emotional abuse from a partner includes behaviours or actions that are aimed at preventing or controlling behaviours, causing emotional harm or fear. Their intent is to manipulate, control, isolate or intimidate including psychological, social, economic and verbal abuse by a person the respondent lives with, or lived with at some point, in a married or de facto relationship.

INTIMATE PARTNER VIOLENCE

Intimate partner violence since age 15 by gender



1 in 3 women with disability report at least one incident of violence by an intimate partner since the age of 15.

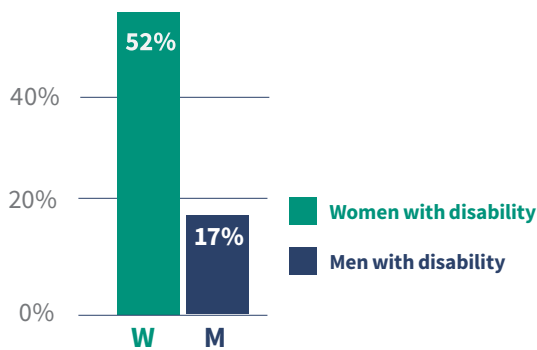
Intimate partner violence in last 12 months by gender



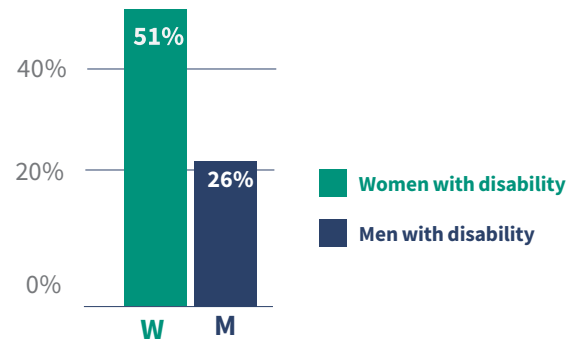
Over the same 12 month period, **women with disability are twice as likely** than women without disability to report intimate partner violence.

Intimate partner violence since age 15 by impairment type

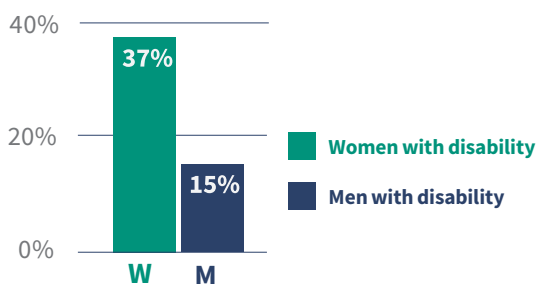
COGNITIVE



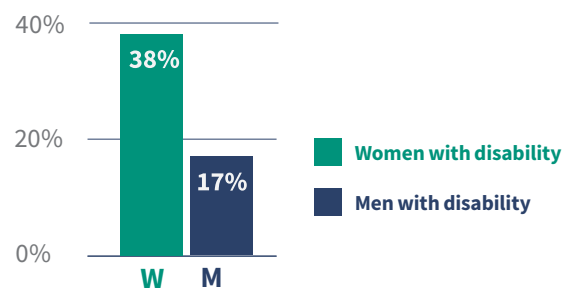
PSYCHOLOGICAL



PHYSICAL



SENSORY AND SPEECH



EMOTIONAL ABUSE BY A PARTNER

LIFETIME EXPERIENCE

People with disability report more emotional abuse by a partner across the lifetime than people without disability.



RECENT EXPERIENCE

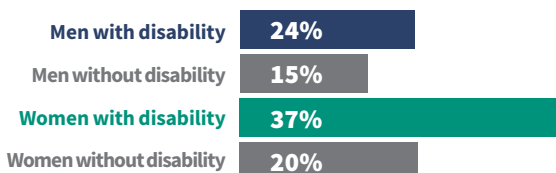
People with disability are twice as likely to report emotional abuse by a partner than people without disability in the last 12 months.



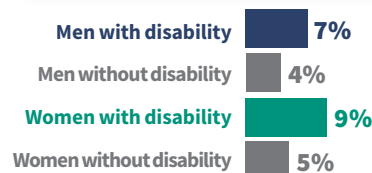
TYPES OF EMOTIONAL ABUSE BY A PARTNER (SINCE AGE 15)



Emotional abuse by a partner since age 15 by gender

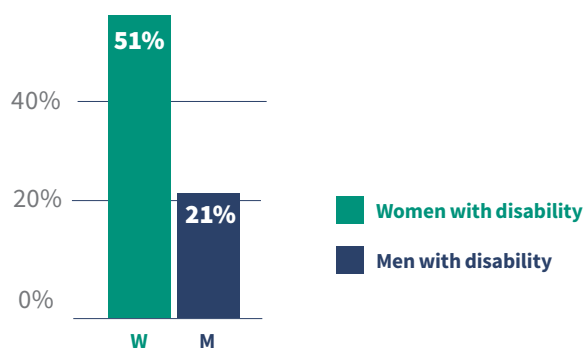


Women with disability are twice as likely than women without disability to report emotional abuse by a partner, over a 12 month period.

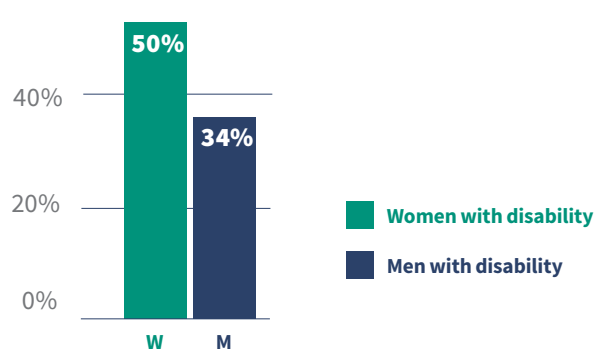


Emotional abuse by a partner since age 15 by impairment

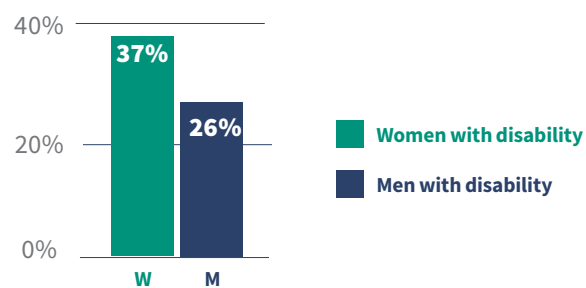
COGNITIVE



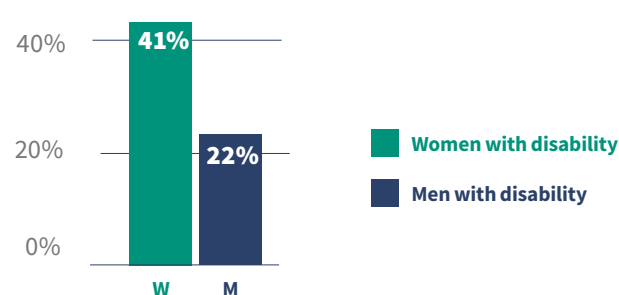
PSYCHOLOGICAL



PHYSICAL



SENSORY AND SPEECH



DATA ON DISABILITY AND VIOLENCE

Violence against people with disability is a significant human rights violation. We acknowledge the strength and resilience of people with disability who have survived violence. We thank those who have disclosed their experiences for making this work possible.

The Personal Safety Survey does not provide support for people who need assistance to complete the survey and therefore does not represent the experiences of all people with disability.

We report on recent experiences of violence (last 12 months) and since the age of 15 (the survey selected reference period for lifetime experiences):

- **recent experiences** (the last 12 months) provide an indication of recent experiences of violence
- **lifetime experiences** (since the age of 15) estimate the total number of people ever affected by violence.

While gender is non binary, the data sources we refer to define people as men or women and we have reflected that in our findings.

Estimates are directly age-adjusted to the June 2018 Australian population.

In the data, violence refers to an occurrence, or threat and includes violence perpetrated by persons both known (current or former partner or family member) and unknown.

For more information on how disability is collected in the survey: <https://www.abs.gov.au/ausstats/abs@.nsf/Lookup/4906.0.55.003main+features122016>

FURTHER INFORMATION

This fact sheet was produced by the team at the Centre of Research Excellence in Disability and Health (CRE-DH) and funded by the Melbourne Disability Institute.

Source: ABS (Australian Bureau of Statistics) 2017. Microdata: Personal Safety, Australia, 2016. ABS cat. No. 4906.0.55.001. Canberra: ABS. CRE-DH analysis of DataLab. Note: Figures are rounded.

www.credh.org.au